

Technical Specifications


	S-1500	S-2000	S-3000	S-4000	S-3004	S-4004
Output Power						
<i>RMS, 1kHz, 1.0% THD+N</i>						
@ 2Ω	2x 880 W	2x 1190 W	2x 1570 W	2x 1950 W	4x 700 W	4x 980 W
@ 4Ω	2x 575 W	2x 790 W	2x 1100 W	2x 1380 W	4x 500 W	4x 670 W
@ 8Ω	2x 325 W	2x 460 W	2x 630 W	2x 810 W	4x 300 W	4x 430 W
Bridge @ 4Ω	1760 W	2380 W	3140 W	3900 W	2x 1400 W	2x 1960 W
Bridge @ 8Ω	1150 W	1580 W	2200 W	2760 W	2x 1000 W	2x 1340 W
<i>Pink Noise 12dB Crest Factor</i>						
@ 2Ω	2x 975 W	2x 1360 W	2x 2060 W	2x 2460 W	4x 890 W	4x 1170 W
@ 4Ω	2x 610 W	2x 880 W	2x 1240 W	2x 1600 W	4x 580 W	4x 820 W
Frequency Response						
Power Bandwidth ±0.25dB	20Hz-20kHz	20Hz-20kHz	20Hz-20kHz	20Hz-20kHz	20Hz-20kHz	20Hz-20kHz
Phase Response						
@ 1 watt 20Hz-20kHz	±15 deg	±15 deg	±15 deg	±15 deg	±15 deg	±15 deg
Total Harmonic Distortion						
20Hz-20kHz	<0.05%	<0.05%	<0.05%	<0.05%	<0.05%	<0.05%
Intermodulation Distortion						
SMPTE	<0.05%	<0.05%	<0.05%	<0.05%	<0.05%	<0.05%
Damping Factor						
20-500Hz @8Ω	>500	>500	>500	>500	>500	>500
Crosstalk						
20Hz-20kHz	>75 dB	>75 dB	>75 dB	>75 dB	>75 dB	>75 dB
Voltage Gain						
	26/32/38 dB	26/32/38 dB	26/32/38 dB	26/32/38 dB	26/32/38 dB	26/32/38 dB
Sensitivity						
Rated Power @ 8Ω	2.6/1.3/0.6 V	3.0/1.5/0.8 V	3.6/1.8/0.9 V	4.0/2.0/1.0 V	2.6/1.3/0.6 V	3.0/1.5/0.8 V
Signal-to-Noise Ratio						
20Hz-20kHz	112 dB	113 dB	115 dB	116 dB	112dB	113dB
Required AC Mains						
230 V - 50 Hz (idle)	0.5 A	0.5 A	0.5 A	0.5 A	0.5 A	0.5 A
@ 4Ω (1/8 rated power)	4 A	4.8 A	6.2 A	7.5 A	6 A	7.5 A
Dimensions						
W x H x D (mm)	483x89x310	483x89x310	483x89x310	483x89x310	483x89x310	483x89x310
W x H x D (inches)	19x3.5x12.2	19x3.5x12.2	19x3.5x12.2	19x3.5x12.2	19x3.5x12.2	19x3.5x12.2
Weight						
Net (Kg- Lbs)	8-17.6	8-17.6	8.5-18.7	8.5-18.7	8.5-18.7	8.5-18.7
Protections						
Soft-start, Turn-on Turn-off transients, Muting at turn-on, Over-heating, DC, RF, Short-circuit, Open or mismatched loads, Overloaded power supply, ICL™, PMS™, SSP™						

© 2006 by C.E. Studio-2 s.l. - SPAIN (E.E.C.)

RAM Audio®, QuantaPulse™, PMS™, SSP™ and ICL™ are registered trademarks of C.E. Studio-2 s.l.

All other names are trademarks of their respective companies.

Manufactured in the EEC by C.E. Studio-2 sl
 Pol.Ind. La Lloma - C/ Sierra Perenxisa, nº 28
 46960 Aldaya - Valencia - SPAIN
 Phone: +34 96 127 30 54 - Fax: +34 96 127 30 56
<http://www.ramaudio.com> e-mail: support@ramaudio.com



RAM

Audio®

S Series

The Next Power Amps






QuantaPulse™ EVO Power Supply

At the heart of the new *S Series* power amps lies our most recent state-of-the-art achievement: an evolved *QuantaPulse EVO* power supply that is designed to provide plenty of power when needed, but also monitors the audio amp's signals referring to its varying needs in the current supply demand and keeping the flow under control at all times.

Bi-directional data flow, compactness, and proven reliability. These are just a few more advances that *RAM Audio* has brought to market, in order to give you greater peace of mind.



Modern power amplifiers have developed into light, powerful, versatile, rugged and reliable instruments designed to keep working in the most arduous conditions.

At *RAM Audio*, we have an enviable reputation in the industry, and continue to stay at the forefront of audio design by offering our many customers all those concepts combined with the following major advantage: a sensible price level for our pedigree products. This is made possible by our constant development of state-of-the-art designs, together with meticulous component selection and rigorous supervision of assembly quality.

The new *S Series* of *RAM Audio* amplifiers distills all these features to fulfill all your needs, whether you're starting a P.A. amplifier project from scratch, or you need to upgrade your present sound reinforcement equipment.

In the new *S Series* amps, you'll find four 2-channel models and two 4-channel models, all offering plentiful power levels at low distortion in the range of 1.5 to 4 kilowatts, yet weighing in around 8 kilos and 30 cm deep.

Read on to find out why an *S Series RAM Audio* power amplifier should be your next buy, to give you the peace of mind that only the best of keenly-priced, reliable and future-proof equipment can provide.

Welcome to the *S Series*.

The amp's *QuantaPulse EVO* brain, in the line of our classic function controllers, watches over more parameters and is far more compact as a result of SMD technology. Communication between the power supply and the audio amplifier is absolute.

Gain, Subsonic, bridge-dual and ICL switches, let you select your preferred operation configuration to make the most out of your PA

Industry reference Neutrik® Speakon® connectors are directly soldered to the power supply board to shorten the output current path and its return, to dramatically improve the damping factor.


Location of the actual and future connection bays. Back removable plate can host the interfaces for DSP Processor, Analog Processor, EtherRAM Control, EtherSound, Cobranet, AES3 Input, etc.

All low power electronic components are SMD, mounted upside down on the circuit board and shielded from the cooling air flow, which is very positive where needed, but otherwise is a source of UFD (Unidentified Flying Dust).

The amp's *QuantaPulse EVO* brain, in the line of our classic function controllers, watches over more parameters and is far more compact as a result of SMD technology. Communication between the power supply and the Audio amplifiers is absolute.


21 step detented level controls are integrated with four LEDs to display the amp status at a glance: ICL, PMS, SIGNAL and TEMP.

Newly designed short tunnel cooling system forces air directly onto the high efficiency heat-sinks and the o/p devices bolted directly to them.



Performances

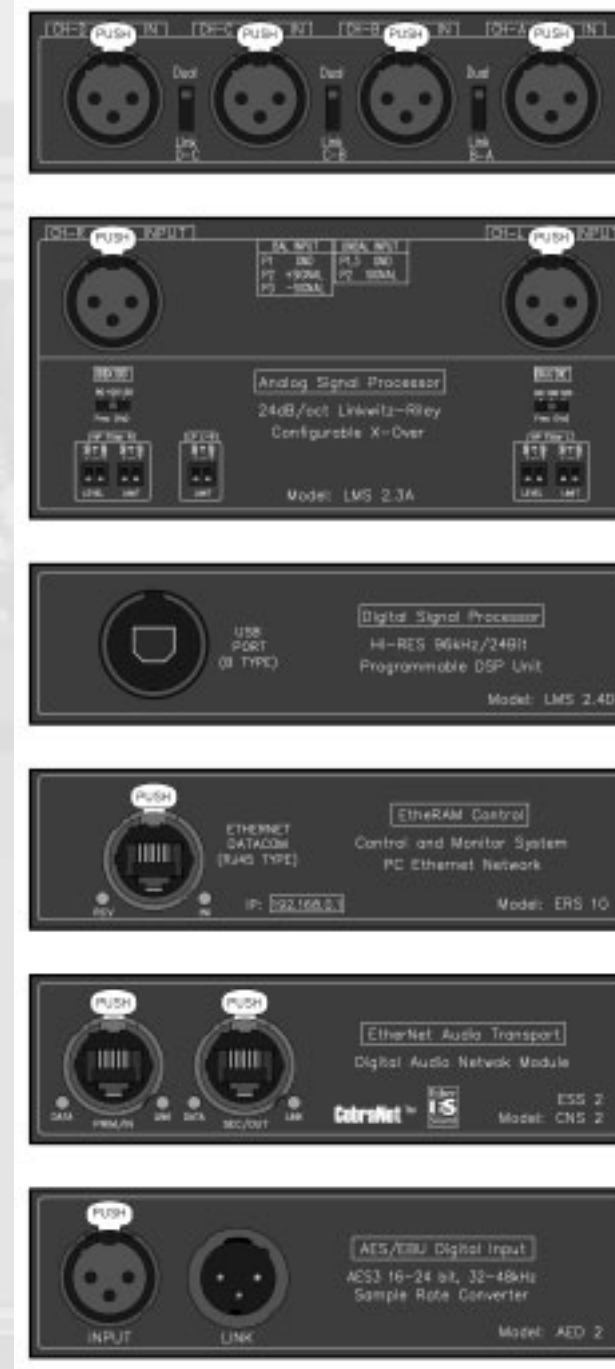
- Ultra-compact and lightweight 2-U high, around 8 kg and 30 cm deep.
- Laser cut aluminum front panels with integrated carrying handles.
- Neutrik® XLR input connectors, input and signal link in 2 channel models.
- Input Link switch: allow daisy-chaining of the one channel input signal to other channel.
- Neutrik® Speakon® output connectors.
- Detented sealed potentiometers for easy recall of volume settings.
- ICL, PMS, Hi-temp, Signal indicators per channel. Power on and Stand-by leds.
- Highly versatile with multiple configuration possibilities and additional module options.
- Switchable ICL clip-limiters per channel.
- Switchable and selectable (30 or 50 Hz) sub-sonic highpass filter per channel.
- Three-position gain selector (26, 32 or 38 dB).
- Dual or bridge mode selector.
- Twin continuously variable, temperature controlled, back to front cooling fans.
- Oversized power components (high SOA reserve specification).



Protections

- **PMS™: Power Management System.** This is a complete set of protections that monitors the main amp parameters, in order to draw from the power supply only the precise amount of current required to maintain safe operation during hazardous or extreme working conditions. This system controls the amount of power that the amp delivers under two basic circumstances:
 - When internal temperatures rise to near thermal shutdown point due to unfavourable operating conditions. Here the system takes control, restricting current so as to maintain operational continuity at the precise power level which the amp is capable of withstanding at that particular moment.
 - Excessive mains current consumption: this event only occurs either under laboratory conditions (longterm sinusoidal signal testing with dummy loads) or, in field applications, in conditions of prolonged acoustic howl-round. Here PMS™ takes control to avoid any damage to the speakers and to prevent the mains breaker from tripping or the fuse blowing.
- **SSP™: SOA Sentry Protection** effectively limiting the power that the amp could deliver into an incorrect load or to a direct short-circuit. This avoids power transistor failure.
- **ICL2™: improved Intelligent Clip Limiting**, to avoid speaker failure and provide more acceptable sound quality even when clipping occurs. With the ICL™ system you don't lose the music punch but the speakers are kept under control.

S Series Input Module Options



Standard Signal Inputs Module: The *S Series* amps are equipped as standard with twin Neutrik® XLR, doubled by two other XLR connectors for linking purposes. In the 4 Channel models an XLR input per channel is provided with the signal linking facility.

Analog Processor Module: permits a very easy, user-friendly signal processing to enable the amp to set up a bi-amp system without any other outboard device. These are the Processor's main characteristics:

- 2-way stereo crossover (dual mono or single bridged sub output)
- 24dB/oct Linkwitz-Riley configurable crossover (90, 100 or 120Hz)
- Adjustable attenuation in the High-pass outputs (-3, -6 or -9dB)
- Adjustable Limiter, relative to Max. Output (-3, -6 or -9dB)

DSP Module: Digital Signal Processor fully programmable through an USB port. These are the Processor's main characteristics:

- Two Inputs and Four Outputs configurable as two-way stereo
- 24 bits/96 kHz 256x Oversampling Converters.
- Output Delay: 0 to 1.7 meters (5ms).
- Crossovers: Up to 24dB/Oct Butterworth, Linkwitz-Riley and Bessel.
- EQ: 7 filters per way (Parametric, Shelving, LP, HP, BP, Stop-Band).
- Gain, Mute and Phase inversion.
- Compressor / Limiter with adjustable knee.
- Noise Gate.

EtherRAM Control Module: permits the control and monitoring of an installed group of Power Amps, connected to a standard EtherNet LAN using the onboard Datacom port via a Neutrik® RJ-45 connector.

Ethernet Audio Transport: digital audio network interface module which permits the reception of audio signal through an Ethernet network. The network's own external control system permits signal routing to any of the amp's channels. Two different versions for CobraNet™ or EtherSound™ protocols.

AES/EBU Digital Input: Input for digital audio signal for AES/EBU (AES3) standard via Neutrik® XLR, (Extra Link XLR connector fitted). Its Sample Rate Converter permits 16 or 24 bits resolution operation at 32 to 48 KHz Sample Rate.

EtherRAM Control System

EtherRAM is a control system which permits, with just a computer, the control and monitoring of an installed group of Power Amps, connected to a standard EtherNet LAN (local area network). The system can be used to switch-on remotely the amplifiers as well as to control their output levels, it can also be used as a monitoring system for all the Amps parameters. Finally, it can be used as a diagnosis tool to visualize the status of any acoustic system connected to the Amps.

Input Control and Monitoring:

- Input Gain selected: 26-32-38dB
- Pre/Post-fader signal level metering
- Pre/Post-fader signal monitoring
- Front panel level knob monitoring
- Level control
- Level monitoring (dB)
- Mute control
- Solo control

Output Monitoring:

- Output voltage metering
- Output current metering (Amperes)
- Output power metering (Watts)
- Output Clip monitoring
- Output signal monitoring

Load Monitoring:

- Open/shorted load detection
- Adjustable threshold for detecting open and short
- Real time average minimum impedance (Ohms)

