



*User's Manual*

# *artec 500 series*



Antes de utilizar el equipo, lea la sección "Precauciones de seguridad" de este manual. Conserve este manual para futuras consultas.

Before operating the device, please read the "Safety precautions" section of this manual. Retain this manual for future reference.

## CONTENTS

<b>SAFETY PRECAUTIONS</b> .....	<b>3</b>
<b>WARRANTY</b> .....	<b>4</b>
<b>DECLARATION OF CONFORMITY</b> .....	<b>5</b>
<b>INTRODUCTION</b> .....	<b>6 a 7</b>
<b>CONFIGURATIONS</b> .....	<b>8 a 11</b>
<u>4x artec 506 + 1x artec S15</u>	
<u>4x artec 508 + 2x artec S15</u>	
<u>4x artec 510 + 2x artec S15</u>	
<u>4x artec 526 + 2x artec S15</u>	
<b>LINE DRAWINGS</b> .....	<b>12</b>
<b>SPECIFICATIONS</b> .....	<b>13</b>
<b>ACCESSORIES</b> .....	<b>14</b>

# artec 500 series

## Precauciones de Seguridad Safety Precautions



### Cajas acústicas pasivas / Passive loudspeaker enclosures

Conserve y lea todas estas instrucciones.

Siga todas las advertencias.

El signo de exclamación dentro de un triángulo indica la existencia de componentes internos cuyo reemplazo puede afectar a la seguridad.



Keep these instructions.

Heed all warnings. Follow all instructions.

The exclamation point inside an equilateral triangle indicates the existence of internal components whose substitution may affect safety.

El doble cuadrado indica equipo de Clase II.



The double square indicates Class II device.

Las especificaciones se encuentran en la etiqueta de la parte posterior del producto.

The specifications can be found on the rear label of the product.

El colgado del equipo sólo debe realizarse utilizando los herrajes de colgado recomendados y por personal cualificado. No cuelgue la caja de las asas.

The appliance should be flown only from the rigging points and by qualified personnel. Do not suspend the box from the handles.

No exponga este equipo a la lluvia o humedad. No exponga el equipo a salpicaduras ni coloque sobre él objetos que contengan líquidos, tales como vasos y botellas. Equipo IP-20.

Do not expose this device to rain or moisture. Do not place any objects containing liquids, such as bottles or glasses, on the top of the unit. Do not splash liquids on the unit. IP-20 equipment.

Este símbolo indica que el presente producto no puede ser tratado como residuo doméstico normal, sino que debe entregarse en el correspondiente punto de recogida de equipos eléctricos y electrónicos.



This symbol on the product indicates that this product should not be treated as household waste. Instead it shall be handed over to the applicable collection point for the recycling of electrical and electronic equipment.

Equipo diseñado para funcionar entre 15°C y 42°C con una humedad relativa máxima del 95%, con un rango de  $\pm 10\%$  de la tensión nominal de alimentación indicada en la etiqueta trasera (según IEC 60065:2001). Si debe sustituir el fusible preste atención al tipo y rango.

Working temperature ranges from 15°C to 42°C with a relative humidity of 95%, with  $\pm 10\%$  of the rated main voltage value indicated on the rear label (according to IEC 60065:2001). If the fuse needs to be replaced, please pay attention to correct type and ratings.

El cableado exterior conectado al equipo requiere de su instalación por una persona instruida o el uso de cables flexibles ya preparados.

The outer wiring connected to the device requires installation by an instructed person or the use of a flexible cable already prepared.

El equipo cuenta con dos conectores de entrada en paralelo para facilitar la conexión de varias cajas en paralelo.

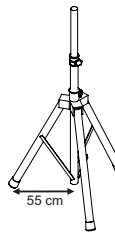
Note that the two Speakon input connectors are wired in parallel to provide easy parallel connection of several enclosures.

No emplace altavoces en proximidad a equipos sensibles a campos magnéticos, tales como monitores de televisión o material magnético de almacenamiento de datos.



Do not place loudspeakers in proximity to devices sensitive to magnetic fields such as television monitors or data storage magnetic material.

Para montaje sobre trípode (las cajas **artec 506** y **artec 526** precisan accesorio **AXC-ZT**, no incluido), la altura máxima de seguridad desde el suelo a la base de la caja montada sobre trípode modelo **TRD-2**, con pies a 55 cm del eje del trípode, es:



For mounting on tripod (enclosures **artec 506** and **artec 526** is needed **AXC-ZT** accessory which is not included), the maximum safety height from floor to bottom of enclosure when mounting on a **TRD-2** tripod, with legs spread 55cm from the central pole, is:

**artec 506**-----> 135 cm  
**artec 526**-----> 130 cm  
**artec 508**-----> 135 cm  
**artec 510**-----> 125 cm

**artec 506**-----> 135 cm  
**artec 526**-----> 130 cm  
**artec 508**-----> 135 cm  
**artec 510**-----> 125 cm

No existen partes ajustables por el usuario en el interior de este equipo. Cualquier operación de mantenimiento o reparación debe ser realizada por personal cualificado. Es necesario el servicio técnico cuando el aparato se haya dañado de alguna forma, tal como que haya caído líquido o algún objeto en el interior del aparato, haya sido expuesto a lluvia o humedad, no funcione correctamente o haya recibido un golpe.

No user serviceable parts inside. Refer all servicing to qualified service personnel. Servicing is required when the apparatus has been damaged in any way, such as power-supply cord or plug is damaged, liquid has been spilled or objects have fallen into the apparatus, the apparatus has been exposed to rain or moisture, does not operate normally or has been dropped.

Limpie con un paño seco. No use limpiadores con disolventes.

Clean only with a dry cloth. Do not use any solvent based cleaners.

## **GARANTÍA**

Todos nuestros productos están garantizados por un periodo de 24 meses desde la fecha de compra.

Las garantías sólo serán válidas si son por un defecto de fabricación y en ningún caso por un uso incorrecto del producto.

Las reparaciones en garantía pueden ser realizadas, exclusivamente, por el fabricante o el servicio de asistencia técnica autorizado.

Otros cargos como portes y seguros, son a cargo del comprador en todos los casos.

Para solicitar reparación en garantía es imprescindible que el producto no haya sido previamente manipulado e incluir una fotocopia de la factura de compra.

## **WARRANTY**

All D.A.S. products are warrantied against any manufacturing defect for a period of 2 years from date of purchase.

The warranty excludes damage from incorrect use of the product.

All warranty repairs must be exclusively undertaken by the factory or any of its authorised service centers.

To claim a warranty repair, do not open or intend to repair the product.

Return the damaged unit, at shippers risk and freight prepaid, to the nearest service center with a copy of the purchase invoice.



## DECLARACIÓN DE CONFORMIDAD DECLARATION OF CONFORMITY

### **D.A.S. Audio, S.A.**

C/ Islas Baleares, 24 - 46988 - Pol. Fuente del Jarro - Valencia. España  
(Spain).

Declara que la *serie artec 500*:

Declares that *artec 500 series*:

Cumple con los objetivos esenciales de las Directivas:

Abide by essential objectives relating Directives:

- Directiva de Baja Tensión (Low Voltage Directive) 2006/95/CE
- Directiva de Compatibilidad Electromagnética (EMC) 2004/108/CE
- Directiva RoHS 2011/65/CE
- Directiva RAEE (WEEE) 2002/96/CE

Y es conforme a las siguientes Normas Armonizadas Europeas:

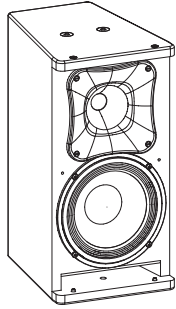
In accordance with Harmonized European Norms:

- EN 60065:2002 / A11:2008  
Audio, video and similar electronic apparatus. Safety requirements.
- EN 55103-1:2009  
Electromagnetic compatibility. Product family standard for audio, video, audio-visual and entertainment lighting control apparatus for professional use. Part 1:Emission.
- EN 55103-2:2009  
Electromagnetic compatibility. Product family standard for audio, video, audio-visual and entertainment lighting control apparatus for professional use. Part 2:Immunity.

## INTRODUCTION

The *artec 500* series full range systems have been designed to provide wide bandwidth and high SPL in a visually discrete package. The *artec 500* products can be installed on walls, ceilings or columns thanks to an extensive selection of optional mounting accessories. The ideal choice for under balcony, area fill and near field applications, their reduced dimensions and sleek styling fits perfectly into multiple surrounding including hotels, restaurants and karaoke.

### Settings



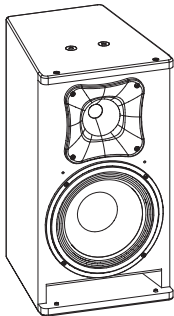
#### artec 506

- Single 6" loudspeaker
- M-34 compression driver
- Vertical or horizontal positioning
- Threaded fixing points for wall mounts
- Pole mount accessories

The *Artec 506* employs a single 6P woofer for low frequency reproduction. The M-34 compression driver provides brilliant highs. The birch plywood cabinet construction offers an ultra-compact design which is available in black or white. Precise coverage and control in either the horizontal and vertical position is possible thanks to the symmetrical 80° horn geometry. The cabinets can be permanently installed by way of the optional "U" brackets and accessories which allow for multiple configurations. Four threaded fixing points for the *AXW-1* adjustable wall mount and stand mounting accessories augment adaptability. A robust steel grille internally lined with acoustically transparent filter cloth protects components.

#### artec 508

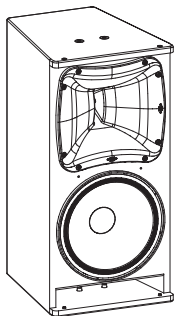
- Single 8" loudspeaker
- M-34 compression driver
- Vertical or horizontal positioning
- Threaded fixing points for wall mounts
- Pole mount socket



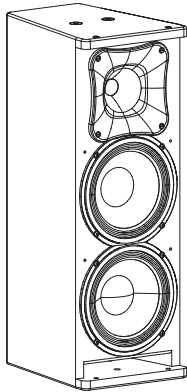
The *Artec 508* employs a single 8C woofer for low frequency reproduction. The M-34 compression driver provides brilliant highs. The birch plywood cabinet construction offers an ultra-compact design which is available in black or white. Precise coverage and control in either the horizontal and vertical position is possible thanks to the symmetrical 80° horn geometry. The cabinets can be permanently installed by way of the optional "U" brackets and accessories which allow for multiple configurations. Four threaded fixing points for the *AXW-1* adjustable wall mount and a pole mount socket augment adaptability. A robust steel grille internally lined with acoustically transparent filter cloth protects components.

#### artec 510

- Single 10" loudspeaker
- 1" compression driver
- Threaded fixing points for wall mounts
- Pole mount socket



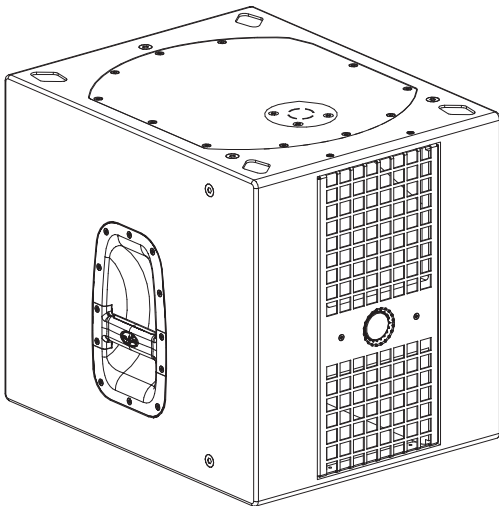
The *Artec 510* employs a single 10P woofer for low frequency reproduction. The M-60N compression driver with neodymium magnet assembly provides brilliant highs. The birch plywood cabinet construction offers an ultra-compact design which is available in black or white. Precise coverage and control with its 110° x 50° horn geometry. The cabinets can be permanently installed by way of the optional "U" brackets and accessories which allow for multiple configurations. Four threaded fixing points for the *AXW-1* adjustable wall mount and a pole mount socket augment adaptability. A robust steel grille internally lined with acoustically transparent filter cloth protects components.



#### artec 526

- Twin 6" loudspeakers
- M-34 compression driver
- Vertical or horizontal positioning
- Threaded fixing points for wall mounts
- Pole mount accessories

The *Artec 526* employs twin 6P woofers for low frequency reproduction. The M-34 compression driver provides brilliant highs. The birch plywood cabinet construction offers an ultra-compact design which is available in black or white. Precise coverage and control in either the horizontal and vertical position is possible thank to the symmetrical 80° horn geometry. The cabinets can be permanently installed by way of the optical "U" brackets and accessories which allow for multiple configurations. Four threaded fixing points for the *AXW-1* adjustable wall mount and stand mounting accessories augment adaptability. A robust steel grille internally lined with acoustically transparent filter cloth protects components.



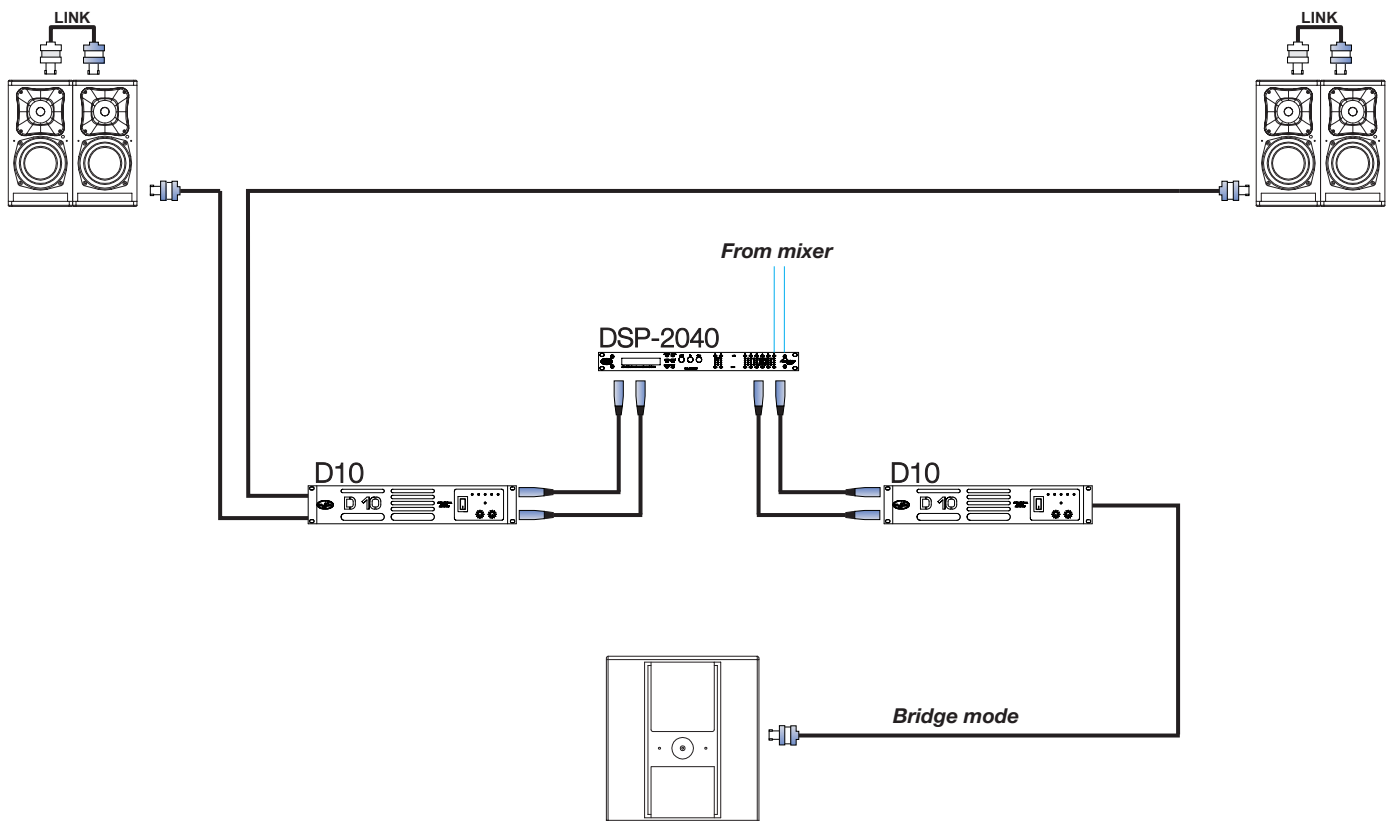
#### artec S15

- Bass-reflex subwoofer system
- 15" low frequency transducer
- Precise and powerful bass reproduction
- Top located pole mount socket

The *Artec S15* band-pass bass system incorporates a 15SX low frequency transducer with a 4" voice coil. The loudspeaker is protected by a perforated steel grille, sealed against corrosion using a powder coat finish. The *Artec S15* is designed for use in biamped systems. A top located pole-mount socket permits mounting full-range systems above the *Artec S15* and two bar handles makes moving easy.

## CONFIGURATIONS

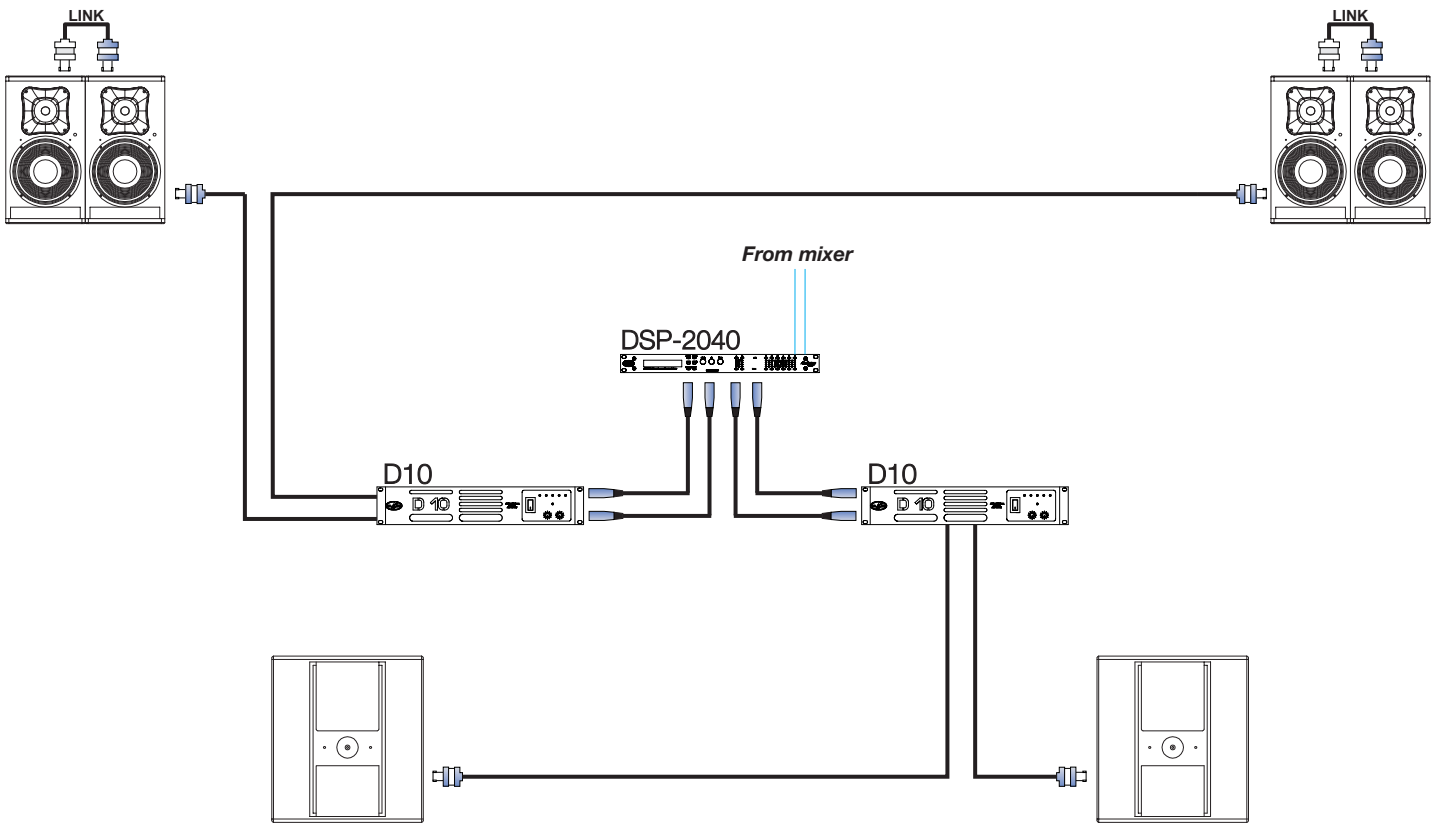
4 x Artec 506  
1 x Artec S15  
Standard Configuration





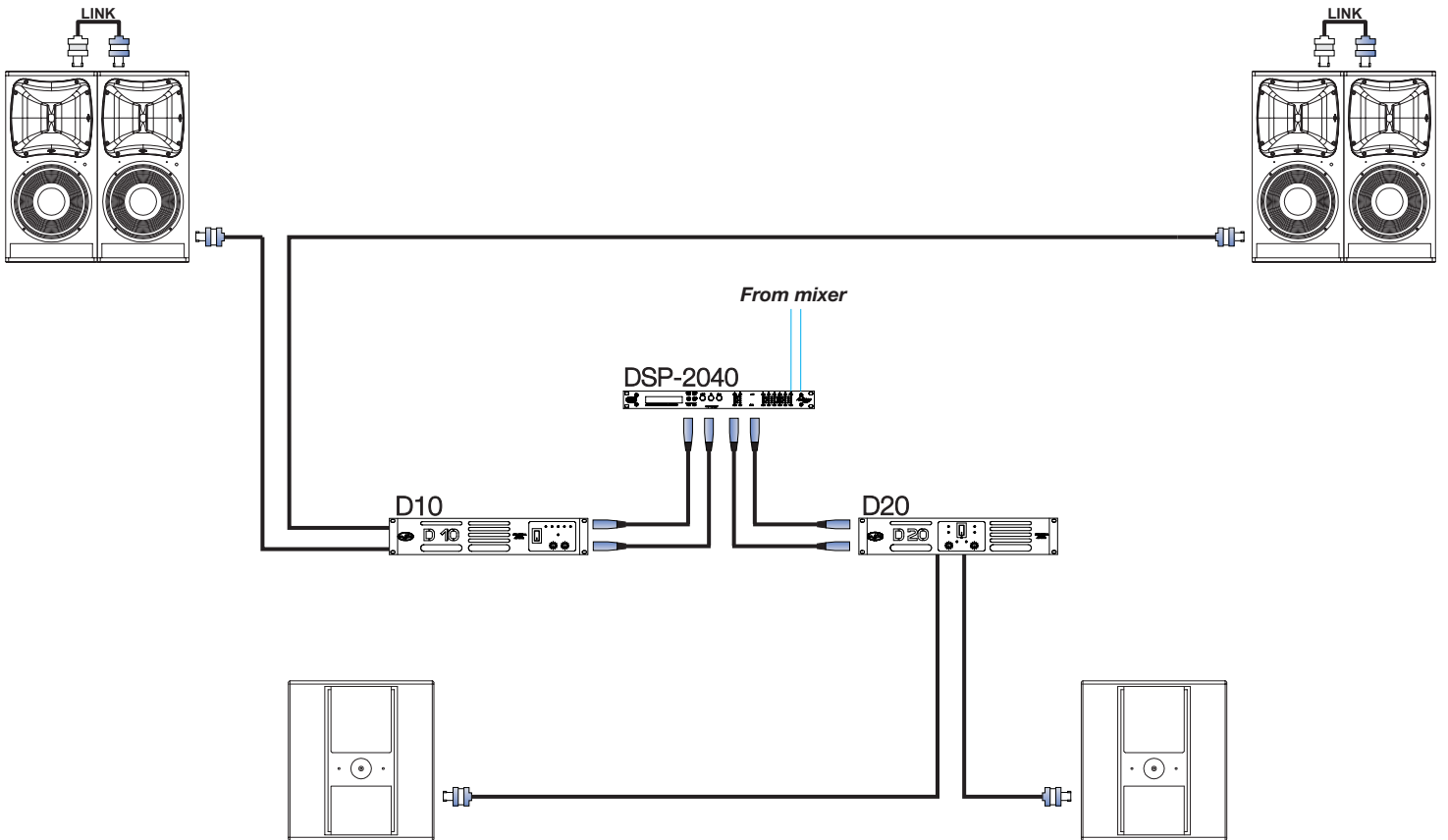
**CONFIGURATIONS (cont'd)**

**4 x Artec 508  
2 x Artec S15  
Standard Configuration**



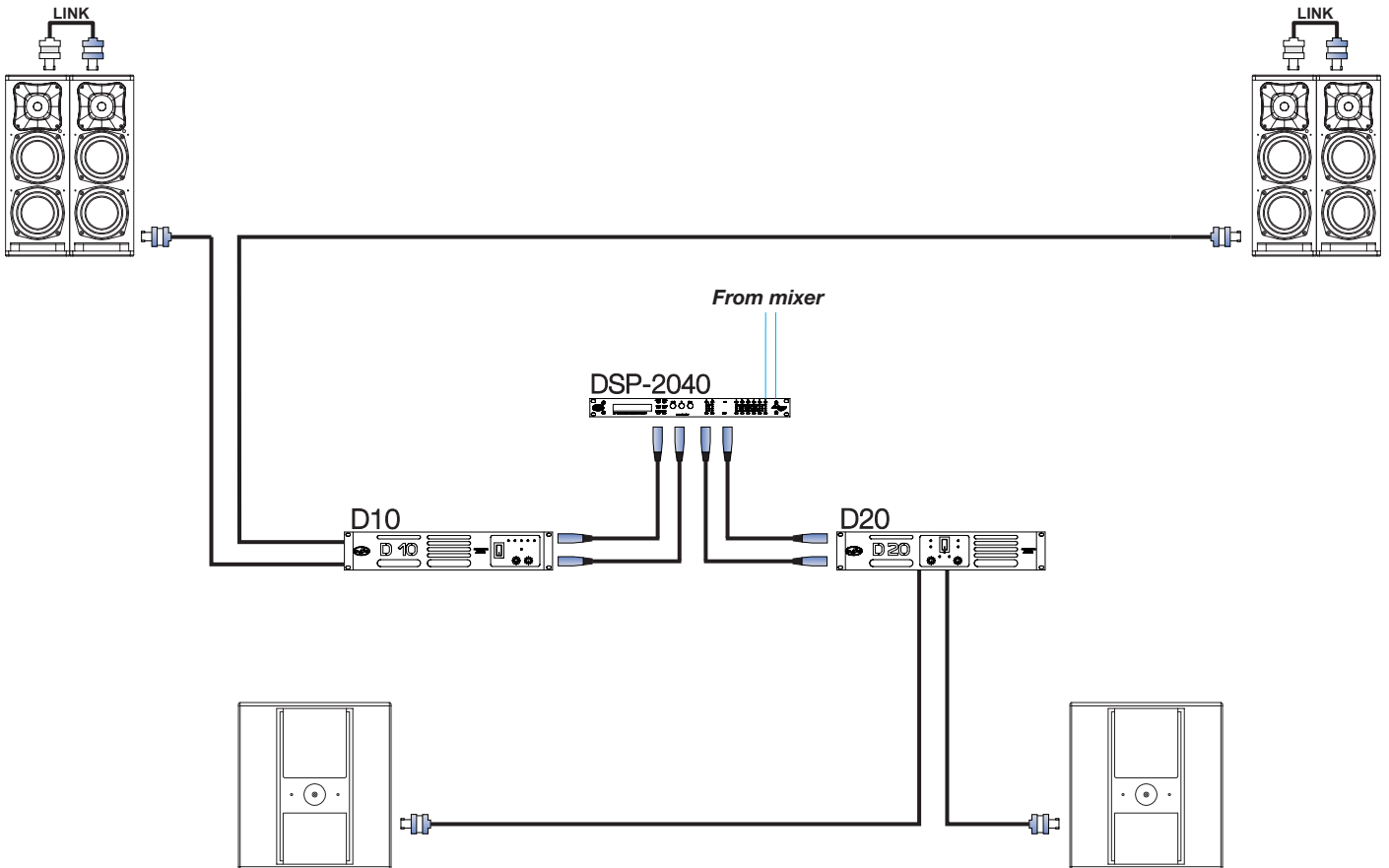
**CONFIGURATIONS (cont'd)**

**4 x Artec 510  
2 x Artec S15  
Standard Configuration**



**CONFIGURATIONS (cont'd)**

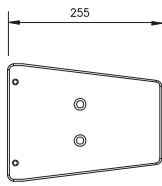
**4 x Artec 526  
2 x Artec S15  
Standard Configuration**



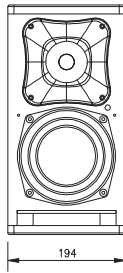
# LINE DRAWINGS

ALL DIMENSIONS IN MILIMETERS

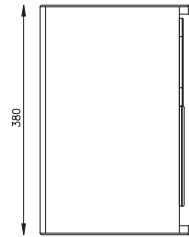
artec506



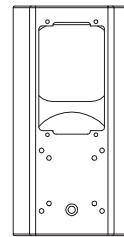
Top View



Front View

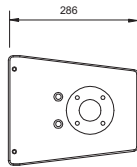


Right View




Rear View

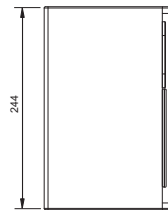
artec 508



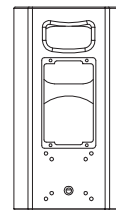
Bottom View



Front View

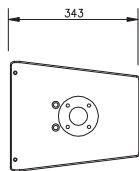


Right View

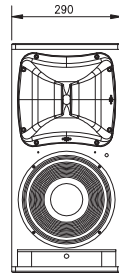


Rear View

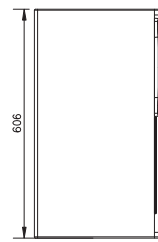
artec510



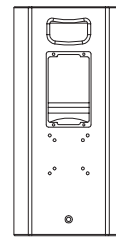
Bottom View



Front View

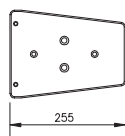


Right View

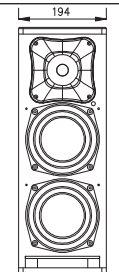


Rear View

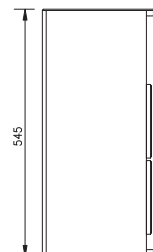
artec526



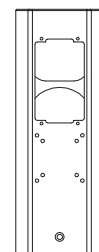
Top View



Front View

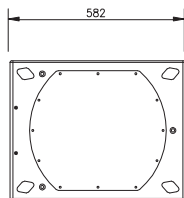


Right View

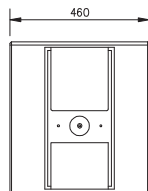


Rear View

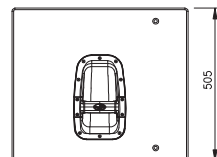
artecS15



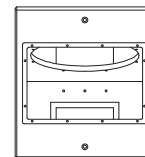
Bottom View



Front View



Right View



Rear View

## SPECIFICATIONS

Model	artec 506	artec 508	artec 510	artec 526	artec S15
Peak Power Handling (-10 dB)	800 W	1200 W	1600 W	1600 W	3200 W
Program Power Handling	400 W	600 W	800 W	800 W	1600 W
RMS Power Handling <sup>1</sup>	200 W	300 W	400 W	400 W	800 W
Frequency Range (-10 dB)	65 Hz - 20 kHz	55 Hz - 20 kHz	45 Hz - 20 kHz	60 Hz - 20 kHz	45 Hz - 138 Hz
Nominal Impedance	8 Ohms	8 Ohms	8 Ohms	16 Ohms	8 Ohms
On-axis Sensitivity 1W / 1m	90 dB SPL	91 dB SPL	96 dB SPL	93 dB SPL	99 dB SPL
Maximum Peak SPL at 1m	122 dB	122 dB	128 dB	125 dB	137 dB
HF Horn Coverage Angles (-6 dB)	80° x 80°	80° x 80°	110° x 50°	80° x 80°	---
Enclosure Material	Birch Plywood	Birch Plywood	Birch Plywood	Birch Plywood	Birch Plywood
Color/Finish	Isoflex Black Paint	Isoflex Black Paint	Isoflex Black Paint	Isoflex Black Paint	Isoflex Black Paint
Transducers/ Replacement Parts	LF: 6P HF: M-34 / GM M-34	LF: 8C / GM 8C HF: M-34 / GM M-34	LF: 10P / GM 10P HF: M-60N / GM M-60	LF: 2x 6P HF: M-34 / GM M-34	LF: 15LXN / GM 15LX
Connectors	2 x NL4 Speakon	2 x NL4 Speakon	2 x NL4 Speakon	2 x NL4 Speakon	2 x NL4 Speakon
Dimensions (H x W x D)	38 x 19.5 x 25.5 cm 15 x 7.7 x 10 in	44.5 x 24.5 x 28.5 cm 17.5 x 9.6 x 11.2 in	60.5 x 29 x 34.5 cm 23.8 x 11.4 x 13.6 in	45 x 19.5 x 25.5 cm 21.3 x 7.7 x 10 in	51 x 46 x 58 cm 20 x 10.1 x 22.8 in
Weight	7 kg (15.4 lb)	7.9 kg (17.4 lb)	11 kg (24.2 lb)	9 kg (19.8 lb)	28 kg (61.7 lb)
Accessories	ANL-2 TRD-2+AXC-ZT TRD-6+AXC-ZT AXW-1 AXU-A506 AXR-A500	ANL-2 TRD-2 TRD-6 AXW-1 AXU-A508 AXF-A508 AXR-A500	ANL-2 TRD-2 TRD-6 AXW-3 AXU-A510 AXF-A510 AXR-A500	ANL-2 TRD-2+AXC-ZT TRD-6+AXC-ZT AXW-1 AXU-A526 AXR-A500	ANL-2 TRD-6

<sup>1</sup> Based on a 2 hour test continuously applying 6 dB crest factor pink noise (IEC shaped).

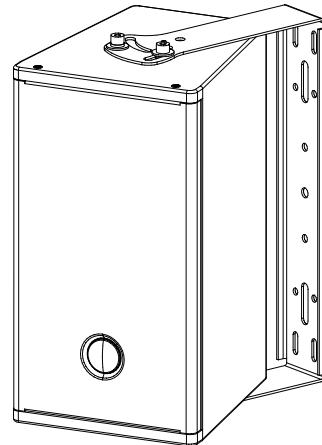
## Mounting AXU

### **Introduction**

The *AXU series* are designed for enclosures *artec 506*, *artec 508*, *artec 510*, *artec 526* and different versions.

### **Mounting instructions**

You can consult the *AXU* mounting instructions for *artec500* series on the web: [www.dasaudio.com](http://www.dasaudio.com)



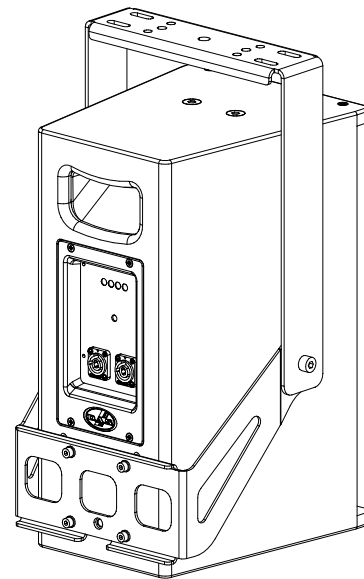
## Mounting AXF (only for Artec 508 & Artec 510 enclosures)

### **Introduction**

The *AXF series* are designed for enclosures *artec508*, *artec510* and different versions.

### **Mounting instructions**

You can consult the *AXF* mounting instructions for enclosures *artec508* and *artec510* on the web: [www.dasaudio.com](http://www.dasaudio.com)



## **Safety Precautions**

Wall plugs provided are to be used in brick walls only. For other wall materials, source the suitable wall plug before use.

**D.A.S. Audio** is not responsible for use other than the recommended or whether it be the result of insufficient strength of the support structure. Use only the screws and wall plugs supplied on surfaces that will provide sufficient support. Do not use on surfaces such as plaster, and gypsum. It is highly recommended and in most parts of the world mandatory, that a safety cable be used to secure the enclosure to the structure.

To ensure optimum safety, the installation should be checked thoroughly at regular intervals replacing all deteriorated elements.

Loosen the screws before reorienting the speaker. Never force the rigging elements.

Contact a licensed rigger if there is any doubt.

[www.dasaudio.com](http://www.dasaudio.com)



**D.A.S. AUDIO, S.A.**

C/. Islas Baleares, 24  
46988 Fuente del Jarro  
Valencia, SPAIN  
Tel. 96 134 0525  
Tel. Intl. +34 96 134 0860  
Fax 96 134 0607  
Fax Intl. +34 96 134 0607

**D.A.S. AUDIO OF AMERICA, INC.**

Sunset Palmetto Park  
6816 NW 77th Court.  
Miami, FL. 33166 - U.S.A.  
TOLL FREE: 1-888DAS4USA  
Tel. +1 305 436 0521  
Fax +1 305 436 0528

**D.A.S. AUDIO ASIA PTE. LTD.**

25 Kaki Bukit Crescent #01-00/02-00  
Kaki Bukit Techpark 1  
Singapore 416256  
Tel. +65 6742 0151  
Fax +65 6742 0157