

MONITOR-8.....MONITOR series



DESCRIPTION

The D.A.S. Monitor 8 is a two-way vented passive near-to-mid field studio monitor for applications such as recording and broadcast studios where an accurate sonic reference is required.

The low frequency speaker makes use of an 8" polypropylene cone to deliver an exact impulse response. The chassis is manufactured out of aluminum to improve performance at high drive levels.

The 1" aluminum dome tweeter is ferrofluid cooled for maximum power handling and minimum power compression. High frequency distortion is extremely low, for extended listening sessions without listening fatigue.

The high frequency dome is coupled to a Linear Quadratic Spherical™ waveguide. The LQS design controls dispersion and achieves higher sensitivity, lower distortion and a stereo image that is wider and more uniform.

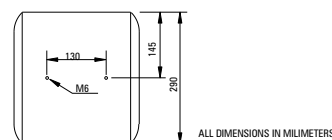
The enclosure is built out of MDF, with plywood side panels to minimize cabinet coloration due to panel vibration modes. A detachable cloth grille is included.

The tuning port is located at the back to reduce the effects of wind noise when monitoring at high sound pressure levels.

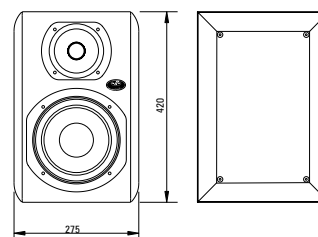
MOUNTING AND PLACEMENT

The Monitor 8 can be used as a near or mid-field monitor sitting on top of a console or a speaker stand.

Additionally, two M6 mounting points are located on the bottom of the enclosure to facilitate mounting for broadcast installations.



ALL DIMENSIONS IN MILLIMETERS



FEATURES

- » 2-way near/mid-field studio monitor
- » 8" low frequency speaker
- » 1" aluminum dome fluid cooled tweeter
- » LQS™ waveguide for dispersion control
- » 125 W power handling

SPECIFICATIONS

RMS (Average) Power Handling^a:	125 W
Program Power Handling^b:	250 W
Peak Power Handling^c:	> 500 W
Recommended Amplifier:	125 W to 250 W at 8 Ω
On-axis Frequency Range^d:	38 Hz - 33 kHz
Nominal Impedance:	8 Ω
Minimum Impedance^e:	3.2 Ω (at 15 kHz)
On-axis Sensitivity 1W / 1 m^f:	89 dB SPL
Rated Peak SPL at Full Power:	116 dB
Nominal -6 dB Beamwidths^g:	120° Horizontal
(average, 500 Hz to 8 kHz)	95° Vertical
Enclosure Material:	MDF with Iroko wood side panels
Color:	Black/Iroko wood
Connectors:	Binding posts
Dimensions (H x W x D):	42 x 28 x 29 cm (16.5 x 11 x 11.5 in)
Mounting:	2 x M6 points
Weight:	12.8 kg (28 lbs)
Shipping Weight:	14 kg (31 lbs)

^a Based on a 2 hour test using a 6 dB crest factor pink noise signal bandlimited according to IEC 268-1 (1985). All power ratings are referred to the nominal impedance.

^b Conventionally 3 dB higher than the RMS measure, although this already utilizes a program signal.

^c Corresponds to the signal crests for the test described in ^b.

^d As per IEC 268-5 (1989), re. a one octave band centred at 8 kHz. Half space anechoic.

^e In practice cable and connector impedance has to be added to all impedance values.

^f IEC average between 200 and 8k Hz.

^g Average of one-third octave band measures.

MONITOR-8

FREQUENCY RESPONSE

Figure 1 shows the frequency response at 1 m of a unit radiating to a half space anechoic environment and driven by a 1 W (2.83 V) swept sine signal.

IMPEDANCE

Figure 2 shows impedance with frequency.

DISTORTION

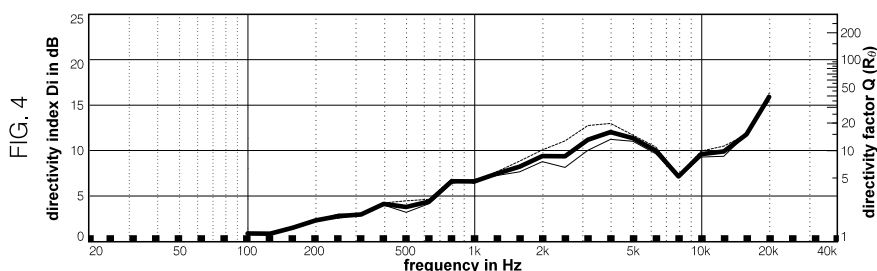
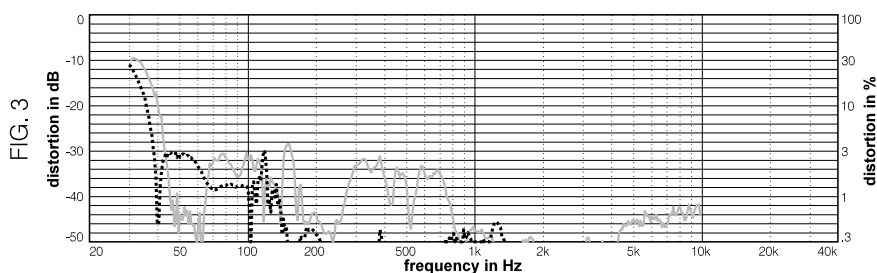
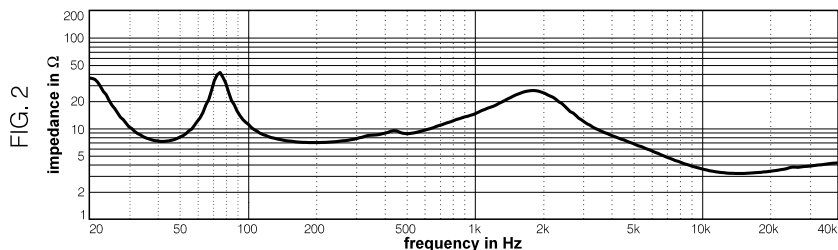
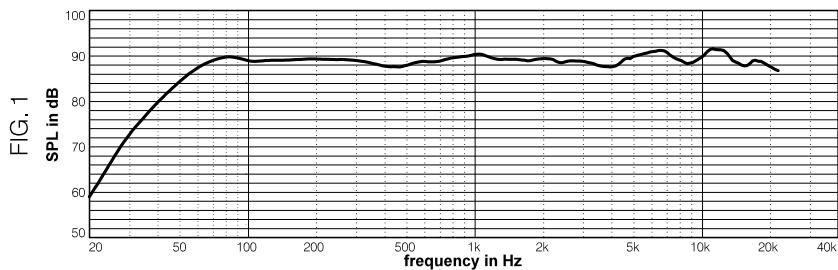
Figure 3 shows the Second Harmonic Distortion (grey) and Third Harmonic Distortion (dotted) curves for a unit driven at 10% of its nominal power handling rating.

AXIAL DIRECTIVITY $Q(R_0)$ AND D_i

Figure 4 shows the above characteristics with frequency. Thin continuous and dashed lines show partial horizontal and vertical, respectively, characteristics.

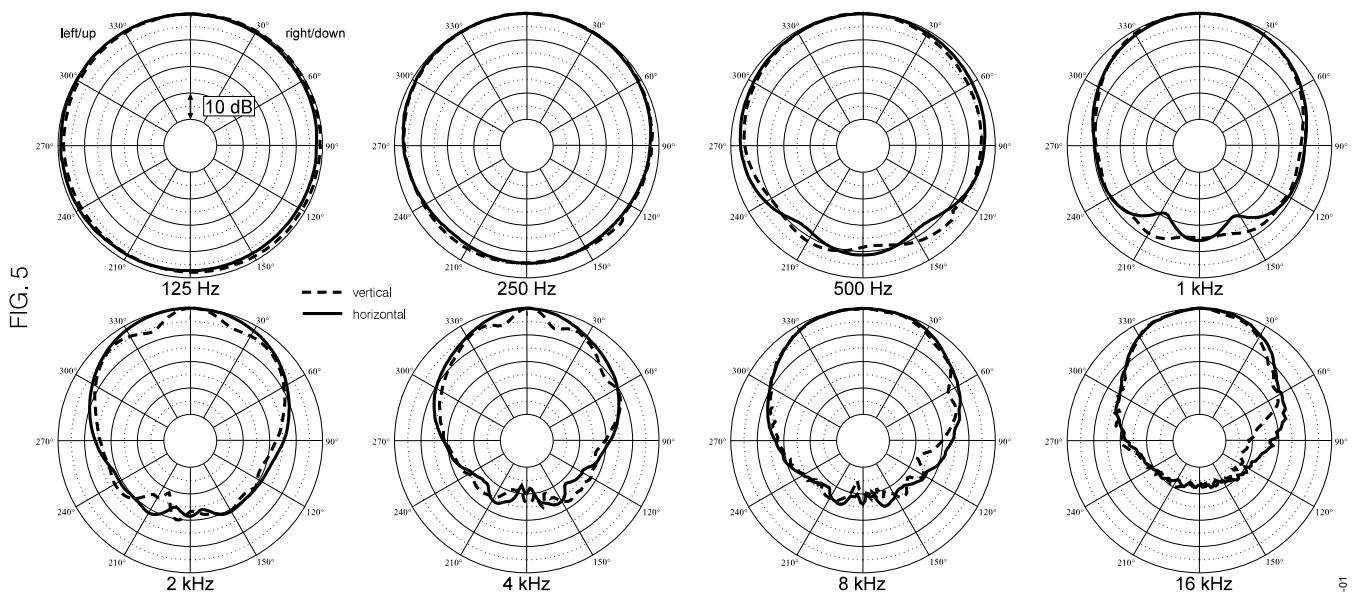
POLAR RESPONSE

Figure 5 shows the one octave band horizontal (solid) and vertical (dashed) polars for the indicated frequencies. Full scale is 50 dB, 5 dB per division.



NOTES. 1.Frequency response: referred to 1 m; low end obtained through the use of near field techniques; one-third octave smoothed for correlation with human hearing. 2.In practice, cable and connector impedance need to be added. 3.Harmonic distortion components are not plotted beyond 20 kHz; near-field techniques used. 4.Directivity characteristics plotted with respect to frequency are the average within the one-third octave bands of center frequencies noted by the marks at the bottom of the graphs, but are joined up for display purposes. All other characteristics plotted vs. frequency use 1/24th octave resolution. 5.Directivity factor and index were computed from two degree resolution vertical and horizontal polars using sinusoidal weighting. 6.Polars were acquired by placing the unit on a computer controlled turntable inside our anechoic chamber. Measurement distance was 4 m.

Product improvement through research and development is a continuous process at D.A.S. Audio. All specifications subject to change without notice.



D.A.S. Audio, S.A.

C/ Islas Baleares, 24 - 46988 Fuente del Jarro - Valencia, SPAIN

Tel. 96 134 0525 - Tel. Intl. +34 96 134 0860 - Fax. 96 134 0607 - Fax. Intl. +34 96 134 06 07

D.A.S. Audio of
America, Inc.

6970 N.W. 50th St. Miami, FL 33166, U.S.A.

Tel. +1 305 436 0521 - Fax. +1 305 436 0528

<http://www.dasaudio.com>

TE005-01
03/2000