

Hughes & Kettner
ACOUSTICS

era

SERIES

MADE IN
GERMANY






A NEW ERA OF ACOUSTIC AMPLIFICATION

A note is just a note. It's how the instrument responds to your touch that turns the craft of playing into the art of music.

A great acoustic guitar has a personality of its own, and a great acoustic amp captures and delivers every nuance and overtone so your audience can hear the same magic at work that's inspiring you – the player.

Total tonal transparency for every stage.

Welcome to a new era of acoustic amplification.



A vintage-style wooden speaker with a black grille and a logo. The speaker is rectangular with a light-colored wood finish. The grille is black with a fine mesh texture. A small, dark rectangular label is centered on the grille, featuring the brand name in a script font and the word 'ACOUSTICS' in a smaller, sans-serif font below it. The speaker is positioned against a dark, textured background, possibly a stone wall, and is resting on a light-colored, rough surface. The lighting is dramatic, with a strong light source from the right creating a bright glow and casting shadows.

Hughes & Kettner
ACOUSTICS

ACOUSTIC AMPLIFICATION. MADE IN GERMANY.

You can only focus on giving your best performance if you can place your full trust in your instrument and onstage equipment to do likewise – from a transparent, natural sound to a supreme dynamic response. This is where the range of era amplifiers come in.

The era range is designed by legendary German acoustic amplification guru Michael Eisenmann in collaboration with the Hughes & Kettner team. Eisenmann's renowned development skills – coupled with Hughes & Kettner's industry-leading technological expertise – make these amps a reality.

The amps are crafted using superb engineering skills, painstakingly matched components, exquisite finishing, and extraordinary quality in our workshop in Germany.



HIGHLIGHTS

The era amps give you richly detailed definition for peerless authenticity and tonal brilliance, as well as a number of remarkably innovative and intuitive features that make every performance better

- The most transparent, natural reproduction of your true acoustic tone
- Plenty of headroom for a wonderfully responsive, dynamic feel
- Two identical channels equally well suited for instruments and voices
- Intuitive three-band EQ controls - and two separate EQ Modes - for each of these channels, plus other sound-shaping options
- Comprehensive FX section with 16 adjustable and saveable FX presets
- Inputs and outputs for every conceivable professional purpose
- Amplifies all different kinds of acoustic instruments: steel-string guitars, nylon-string guitars, accordions, harmonicas, and other stringed instruments, as well as keyboards, etc.

ERA 1 AND ERA 2

QUICK CHECK : WHICH IS FOR YOU?



	era 1	era 2
POWER	250 watts	400 watts
CHANNELS	4	4
SPEAKERS	1 x 8", 1" dome tweeter	2 x 8", 1" dome tweeter
DIMENSIONS	350 x 285 x 290 mm	350 x 475 x 290 mm
WEIGHT	Ca. 10 kg / 23 lbs.	Ca. 14 kg / 31 lbs.
BUILT-IN FX	16	16

SUMMARY

The ideal all-in-one acoustic amplifier for every conceivable application, era 1 is supremely portable and flexible, with ample power and features to cover everything from band shows and busking to classical and orchestral performances, and even recording.

The same feature set as era 1 but bigger, louder and with more low end! era 2's extra power and bass response make it the ideal choice for larger venues and players who want to use instruments with lower frequency ranges, play percussive styles or use drum machines, etc.

CONTROLS & FEATURES

Clip

Lights up to let you know that the incoming signal is overdriving the input stage of the given channel

-10 dB

Cuts the input gain by 10 dB when pressed

Shape

Activates a pre-EQ that slightly cuts the midrange and boosts the top end to accentuate the fundamental bass and lower midrange frequencies and bring out the overtones

Mute

Silences the appropriate channel

Gain

Adjusts the input's gain level to suit the incoming instrument or mic signal

EQ/Mode 2

Channels 1 and 2 each offer two separate EQ Modes; switch between them using this button. EQ Mode 1 is voiced to excel when amplifying the frequency ranges of guitars with steel strings and male voices, while EQ Mode 2 is optimized for guitars with nylon strings and female voices



EQ controls

Cut or boost bass, middle and treble frequencies to taste, always keeping your instrument's true acoustic tone intact

FX Preset/FX Vol

The FX Preset rotary selector activates one of your amp's 16 effects programs, while FX Vol regulates the volume of the selected effect. Turning FX Vol to the far left (to Off) bypasses the FX section and removes FX from the signal path

Channel 3/Aux In

Adjusts the volume of the selected signal source, for example an MP3 playback device

Notch

Allows you to control and remove feedback and other unwanted, interfering frequencies by addressing and attenuating a specific target frequency. Bypass the notch filter by turning the knob to the far-left (Off) position

Master Volume

Adjusts the overall volume of your era amp



era 2 features the same control panel and layout as era 1.



CONTROLS & FEATURES

Optical Out

This optical S/PDIF Toslink audio output sends your era amp's master audio signal to target devices equipped with an optical Toslink input, e.g. recording devices

Line Out

Sends the unbalanced, line-level, stereo preamp CH 1 and 2 signal to a mixing console, recording device, or similar. This is a post-EQ composite signal that includes internal FX as well as the CH 3 and FX Loop/CH 4 signals

Phones

When headphones are connected, your amp's loudspeaker is muted

DI Out

Sends the balanced preamp signal of Channels 1 and 2 to another destination, e.g. a mixing console. The signal is dry – that is, without internal effects and the FX loop/CH 4 added in – and can be tapped before or after the EQ section

Input/Channel 3

Connect an external audio source, such as a smartphone, MP3 player, etc., here

Footswitch

era amps accept standard two-way footswitches, such as the Hughes & Kettner FS-2. The first button mutes the amp, and the second toggles the onboard FX on and off

Tuner

Connect a tuner pedal here. Tuner remains active when your era amp is muted, so you can tune up onstage in silence

FX Loop/Channel 4

Connect external FX devices using the parallel FX Loop, and/or use the input for connecting other line-level signal sources (mixers, drum machines, etc.). The Level knob controls the volume of connected devices

Channel 1 and 2 Inputs

Combination instrument/microphone inputs with phantom power if needed

The era 2 and era 1 back panels feature an identical set of controls and inputs.



Highs & Kettner
ACOUSTICS

Auto Sleep

Optical Out

Phones Level Line Out

Ground Pin/Post LR RQ

DI Out

CH 3 Input Footswitch

Tuner

FX Loop/CH 4 FX Send Level Input

CH 2 Phantom Power Input

CH 1 Phantom Power Input

Power

— era 2 —

400 W | 4 Channels

MADE IN GERMANY

Leave enough space for proper ventilation

Caution
To reduce
the risk of
electric shock,
removal of the
center
pin of this
plug must be
permitted.

Mains
220-240 V ~ 50-60 Hz 0.38 A rated current

Optical Out

Phones Level Line Out

Ground Pin/Post LR RQ

DI Out

CH 3 Input Footswitch

Tuner

FX Loop/CH 4 FX Send Level Input

CH 2 Phantom Power Input

CH 1 Phantom Power Input

— era 1 —

250 W | 4 Channels

MADE IN GERMANY

Leave enough space for proper ventilation

APPLICATIONS

Whatever your acoustic performance needs, the era amps are your perfect companion.



MUSICAL DUO

Two identical channels, both equally at home with instruments or voices, make era amps the ideal solution for duos. Achieving high quality complementary tones is an exercise in convenience thanks to the amps' intuitive, easy-to-use controls, and the numerous built-in practical features mean you can set up to perform together in seconds flat.


BAND

The most convenient, best-sounding onstage acoustic monitors you'll ever experience, the era amps are perfect if you're performing as part of a band and want to be able to clearly and directly hear what you're playing. The DI and Line Outs make transporting your true acoustic tone to the PA amazingly simple, while practical features like the tilt unit and pole mount options help make gigging as stress-free as possible.



SINGER-SONGWRITER

The era amps are the acoustic troubadour's convenient one-stop solution for a superlative-sounding live performance. A fully-customizable channel each for guitar and vocals means you have unprecedented control over your precious personal sound, and the amps also have all the features you need to adapt your show to any venue or occasion.



ORCHESTRA

You can't turn down the string section for your solo spot... but you can increase the volume of your acoustic guitar! And with an era amp, you can enjoy imperceptible sound reinforcement, maintaining the unique tone of your instrument while cutting through the clutter. Plus, the era range's sophisticated and classic looks will fit perfectly into even the most formal of black-tie settings.




RECORDING

The era range's professional quality recording outputs make laying down incredible-sounding acoustic performances hassle-free whenever using a microphone is not possible or practical. The amps' optical out captures the digital signal before it gets

CLASSICAL GUITAR

Premium solid woods, high-quality nylon strings and skilled fingers are the ultimate tone makers. But for those moments when your instrument is not quite loud enough and you need the support of imperceptible sound reinforcement, era is your savior. Whether you choose to mic up your guitar or plug in using your pickup system, your era amp will reproduce your true acoustic sound without coloring the tone in the slightest.



transformed to analog again, preserving the quality, so you can record vocals and guitar – with FX and all your favorite EQ settings too – simultaneously and simply whenever inspiration strikes, be it on the stage or in the studio.





THE ERA STORY: DESIGNER MICHAEL EISENMANN EXPLAINS THE IDEA BEHIND ERA 1, THE FIRST AMP IN THE ERA RANGE

How did you hook up with Hughes & Kettner?

In 2011, I started looking for new partners who might be interested in my passion for acoustic amplifiers. A friend in the industry put me in touch with Hughes & Kettner. The chemistry was right, so we dived right in! Hughes & Kettner is my partner of choice because of its great reputation, skills in cutting-edge audio engineering – which is one component of an acoustic amp – its vertical integration, background in acoustics, and the German location, which I found to be very promising. Designing an acoustic amp with a rock and roll company was also a very exciting challenge – communicating with the various departments, familiarizing people with a very different market, bringing digital signal processing to the more conservative acoustic player's analog world.

Why is era 1 so special?

For one, it is the result of great teamwork. A lot of trust was placed in me right from the start. The collaboration was always results-driven and solution-focused at all levels. Technically speaking, era 1 is an extremely versatile tool for amplifying acoustic instruments, even for complicated ones like the violin and perhaps even traditional Asian instruments, which is a big market. It comes very close to the original and takes the whole concept of being small, loud, easy to use and very

dynamic to a whole new level. It's a step up the evolutionary ladder and it's made in Germany!

What were the main goals for era 1?

Two independent channels that can conveniently and authentically render two different signal sources. One can be vocals; the other an instrument. Hughes & Kettner already had similar high-quality digital signal processing capability, so now we have diverse sound-shaping options – for the overall system and not just the EQ at the user's disposal. The ultra-efficient power amp delivers lots of dynamic range, a fundamental prerequisite for a good-sounding amp.

Who is era 1 designed for?

Musicians concentrate mainly on their instruments and expressing themselves musically. They don't need an amp to perform unless the instrument doesn't have enough power for the surroundings. That's where era 1 comes in.

So it's for musicians who want to – or have to – make their acoustic instruments sound as close to the original as possible. Musicians who are willing to be inspired and motivated by the amp's response. Singer-songwriters who'd love to have a convenient little sound system. Acoustic players in bands who want to hear themselves on stage and need that direct

sound. And also classical players who aren't big fans of acoustic amps, but need the support of imperceptible sound reinforcement when the instrument is just not loud enough.

At the end of the day, all this is achieved with the cooperation of the musicians themselves. Measuring technology notwithstanding, it's the musician who has the final say.

Have fun with era 1!

Now check out the Hughes & Kettner Blog Of Tone, where we give guitarists all the insider's knowledge they need to "Meister" their guitar sound! It's also the place where you can go to give us feedback and swap tonal tips and tricks with us and other guitar players.

Jump right in to read more and watch our exclusive Michael Eisenmann interview at blog.hughes-and-kettner.com



ACCESSORIES



Tilt Stand

Included tilt stand that serves to set the amp to a 25° or a 35° angle (era 1) or a 35° angle (era 2).



Cover

High-quality included cover with velvet lining protects your era amp while in transit or storage.



Hughes & Kettner FS-2 Footswitch

The era amps accept an optionally available two-way footswitch. We recommend the Hughes & Kettner FS-2, which is available separately.





**“era 1 is the most complete and natural
sounding acoustic amp I’ve ever played!”**

Petteri Sariola
Acoustic Fingerstyle Virtuoso
www.petterisariola.fi

CLOSER TO THE ACOUSTIC INSTRUMENT THAN EVER BEFORE



era 1 wood



era 1 black



era 2 wood



era 2 black



INTERNAL FX

No.	Effect	Description	Variables
1	Reverb Room Dark	Short reverb, heavy HF damping	shorter or longer
2	Reverb Room Bright	Short reverb, light HF damping	shorter or longer
3	Reverb Hall Warm	Medium reverb, warm HF damping	shorter or longer
4	Reverb Hall Bright	Medium reverb, slight HF damping	shorter or longer
5	Reverb Church	Long reverb, slight HF damping	shorter or longer
6	Delay Short	Single echo, slapback at 80 ms	DT: 20 – 170 ms
7	Delay Mid	Multiple repeats, 170 ms	DT: 20 – 170 ms
8	Delay Long	Multiple repeats, 800 ms	DT: 170 – 800 ms
9	Delay Pan Delay	DT: 140 ms + 660 ms	DT: 140 ms + (140-660) ms
10	Delay + Reverb	DT: 170 ms, medium reverb	DT: 20 – 170 ms
11	Chorus	Rate: 0.3 Hz	Rate: 0,1 – 10 Hz
12	Chorus + Reverb	Chorus no. 11, medium reverb, reverb level: 80 %	Reverb level
13	Chorus + Delay	Chorus no. 11, DT: 170 ms	DT: 20 – 170 ms
14	Flanger	Rate: 0.4 Hz	Rate: 0.1 – 10 Hz
15	Flanger + Reverb	Flanger no. 14; medium reverb, reverb level: 80 %	Reverb level
16	Flanger + Delay	Flanger no. 14; 170 ms	DT: 20 – 170 ms

*DT = Delay Time (length of time between repeats)

TECHNICAL DATA - ERA 1



GENERAL

FINISH	era 1 black, era 1 wood
POWER AMP	250 watts
DIMENSIONS (W X H X D)	350 x 285 x 290 mm
WEIGHT	9.85 kg / 21.7 lbs. (wood), 10.75 kg / 23.7 lbs. (black)
TILT STAND (INCLUDED)	25° / 35°
POLE MOUNT	35 mm
PROTECTIVE COVER (INCLUDED)	Padded

OUTPUTS

DI OUT	XLR; Pre/Post EQ switchable; Ground Lift switchable
LINE OUT	6.3 mm Stereo Output; adjustable
CHANNEL OUT	FX Send; 6.3 mm Stereo Output
OPTICAL RECORDING OUT	S/PDIF TOSLINK, optical
PHONES OUT	6.3 mm Stereo Headphones Out

FX LOOP

FX SEND	6.3 mm Stereo Output
FX RETURN	Input: 6.3 mm Stereo Input; adjustable

SPEAKER

MID/LOW	1 x 8" Custom made
HIGH	1 x 1" Dome Tweeter

CHANNELS (INPUTS)

CHANNEL 1 AND 2	High Resolution Mic and Instrument Combination Inputs (XLR / 6.3 mm (1/4") – Phantom Power switchable)
CHANNEL 3	Aux In: 3.5 mm (Mini Jack Stereo Input; adjustable)
CHANNEL 4 / FX RETURN	6.3 mm (1/4") Stereo Input; adjustable

CHANNEL 1 AND 2

SWITCHES	-10 db; Shape; Mute
GAIN	Input sensitivity
EQ	3-Band EQ, 2 Modes (switchable)
INTERNAL FX	16 FX Presets (Reverb, Chorus, Flanger, Delay, Combinations), FX parameters adjustable

MASTER

VOLUME	Master Volume
NOTCH FILTER	40 – 180 Hz

FOOTSWITCH

HUGHES & KETTNER FS-2 (OPTIONALLY AVAILABLE)	Switching functions: Amp mute, internal FX mute
--	--

TECHNICAL DATA - ERA 2

GENERAL

FINISH	era 2 black, era 2 wood
POWER AMP	400 watts
DIMENSIONS (W X H X D)	350 x 475 x 290 mm
WEIGHT	14.1 kg / 31.1lbs. (wood), 14.45 kg / 31.8 lbs. (black)
TILT STAND (INCLUDED)	35°
POLE MOUNT	35 mm
PROTECTIVE COVER (INCLUDED)	Padded

OUTPUTS

DI OUT	XLR; Pre/Post EQ switchable; Ground Lift switchable
LINE OUT	6.3 mm Stereo Output; adjustable
CHANNEL OUT	FX Send; 6.3 mm Stereo Output
OPTICAL RECORDING OUT	S/PDIF TOSLINK, optical
PHONES OUT	6.3 mm Stereo Headphones Out

FX LOOP

FX SEND	6.3 mm Stereo Output
FX RETURN	Input: 6.3 mm Stereo Input; adjustable

SPEAKER

MID/LOW	2 x 8" Custom made
HIGH	1 x 1" Dome Tweeter

CHANNELS (INPUTS)

CHANNEL 1 AND 2	High Resolution Mic and Instrument Combination Inputs (XLR / 6.3 mm (1/4") – Phantom Power switchable)
CHANNEL 3	Aux In: 3.5 mm (Mini Jack Stereo Input; adjustable)
CHANNEL 4 / FX RETURN	6.3 mm (1/4") Stereo Input; adjustable

CHANNEL 1 AND 2

SWITCHES	-10 db; Shape; Mute
GAIN	Input sensitivity
EQ	3-Band EQ, 2 Modes (switchable)
INTERNAL FX	16 FX Presets (Reverb, Chorus, Flanger, Delay, Combinations), FX parameters adjustable

MASTER

VOLUME	Master Volume
NOTCH FILTER	40 – 180 Hz

FOOTSWITCH



HUGHES & KETTNER FS-2 (OPTIONALLY AVAILABLE)	Switching functions: Amp mute, internal FX mute
--	--





Hughes & Kettner
ACOUSTICS

Hughes & Kettner
ACOUSTICS

 facebook.com/hughesandkettner
 instagram.com/hughesandkettner
www.hughes-and-kettner.com

D-2989

Subject to change without notice.