



Lyzard KZ12

Ultra miniaturized line-array element

user's manual

INTRODUCTION

The KZ12 is a remarkable ultra micro line array designed for discreet use in a variety of situations such as restaurants, bars, museums etc..

This rugged enclosure contains a line array of 4 x 0.5" long excursion, full range drivers housed in a sleek case built around a super strong chassis. The high efficiency drive units have neodymium magnet structures and suspensions engineered for maximum linear excursion and minimum residual transducer noise. This miniature slim column is a mere 1.2 cm deep and delivers true crystal clear audio with an amazing output of 92dB continuous; remarkable from such a minuscule enclosure. The system delivers long throw and coherent coverage making it ideal for use in space constrained situations. Up to four KZ12's can be integrated to the KU36 sub bass, extending the frequency range to 35Hz.

The KZ12 weighs a mere 90g and measures 2.1 x 10 x 1.2 cm (0.83"x 3.94"x 0.47"). All the components are designed in-house at our Florence based R&D department. They are custom manufactured to our exacting standards and quality control.

UNPACKING

Each K-array loudspeaker is built to the highest standard and thoroughly inspected before leaving the factory. After unpacking the system, examine it carefully for any signs of transit damage and inform your dealer if any such damage is found. It is suggested that you retain the original packaging so that the system can be repacked at a future date if necessary. Please note that K-array and its distributors cannot accept any responsibility for damage to any returned product through the use of non-approved packaging.

PART LIST

- 1 x KZ12 (1)
- 2 x Steel wall brackets (2)
- 2 x M3x6 mm Allen Screws (3)
- 2 x Essential User's Manual (4)
- 1 x Biadhesive rubber



SAFETY

It is important that loudspeaker systems are used in a safe manner.

Professional loudspeakers are capable of producing extremely high sound levels and should be used with care. Hearing loss is it is important that loudspeaker systems are used in a safe manner. Professional loudspeakers are capable of producing extremely high sound levels and should be used with care. Hearing loss is cumulative and can result from levels above 90dB if people are exposed for a long period. Never stand close to loudspeakers driven at high level.

Be aware that speakers producing very high power levels can move or creep. To avoid this, place friction material between the floor and speaker.

WARNING: Suspending the system should only be done by qualified personnel following safe rigging practices. Secure fixings to the building structure are vital. Seek help from architects, structural engineers or other specialists if in any doubt. Do not operate the speaker for an extended period of time with the sound distorting. This is an indication of malfunction, which in turn can cause heat to generate and result in a fire.

FEATURES

- Multiple 0.5" long excursion full range drivers
- Wide range frequency response
- Integrated connector
- Full aluminium ultra strong frame
- Available in Black
- High dynamic range capability
- Only 90g of weight

APPLICATIONS

- Background music systems in restaurants and clubs
- High quality distributed systems for paging and music
- Exhibit audio museum displays
- Space-sensitive fill for broadcast


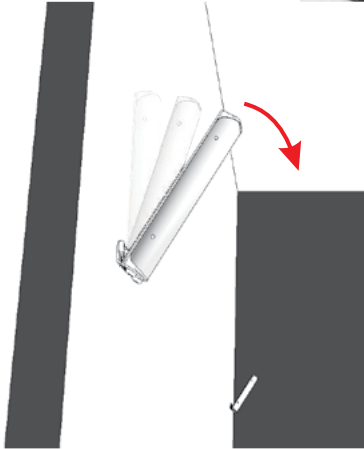
CONNECTION MODES

A - Solder the cable on terminals in+, in-


OR

B - press the cable with isolated silicone screws on terminals in+ ,in-

INSTALLATION

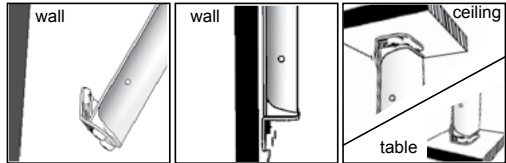


Wall bracket



- ① Input from amplifier
- ② Fixing points for wall bracket

1. Fix the bracket to the mounting surface using the screws and wall anchors included.
2. Connect the cable to the device
3. Use the included screws to fix the device to the positioned bracket
4. Bend the bracket to the desired angle.



SERVICE

Cleaning:

Use only a soft, dry cloth to clean the housing. Do not use any solvents, chemicals, or cleaning solutions containing alcohol, ammonia, or abrasives. Do not use any sprays near the product or allow liquids to spill into any openings.

To obtain service:

- 1) Contact the official K-array distributor in your country. Your local distributor will direct you to the appropriate service center.
- 2) If you are calling for service, please have the serial number(s) of the unit(s) available for reference. Ask for Customer Service, and be prepared to describe the problem clearly and completely.
- 3) If the problem cannot be resolved over the phone, you may be required to send the unit in for service. In this instance, you will be provided with an RA (Return Authorization) number which should be included on all shipping documents and correspondence regarding the repair. Shipping charges are the responsibility of the purchaser.

Any attempt to modify or replace components of the device will invalidate your warranty. Service must be performed by an authorized K-array service center.

SPECIFICATIONS



K-array s.u.r.l.
Via Paolina Romagnoli 17
50037 San Piero a Sieve (Firenze)- Italy
tel +39 055 8487222
tel +39 055 8487238
e-mail: info@k-array.com
www.k-array.com

Acoustics	
Speaker power handling	8 w (AES)
Impedance	16 Ω
Operating frequency range	350 Hz - 18 KHz +/- 3dB
Maximum SPL	95 dB continuous - 102 dB peak
Coverage	
Horizontal	140°
Vertical	20°
Cross over	
Type	External crossover required
Frequency	250Hz 24dB/oct minimum suggested
Transducers	
Full range	4 x 0.5" Neodymium speaker with 0.5" voice coil
Physical	
Dimensions	2.1 x 10 x 1.2 cm (0.83 x 3.94 x 0.47 inches)
Weight	46g (0.10 lbs)

rev. A